


Sinus

Wave goodbye to boring lighting.

LED

SINUS takes its inspiration from sinusoidal wave forms and its smooth undulations result in an elegant sculptural fitting, perfect for areas requiring a feature piece that doesn't compromise on performance or efficiency.



The five flowing profiles rise and fall side-by-side and combine three downlight and two uplight runs, creating the wave-like structure. Each of the five profiles act as a heatsink for the 120 LEDs, which are mounted along the runs. SINUS has a combined output of 6500lm and is suspended by Spectral's trademark cabling which doubles up as the power supply.

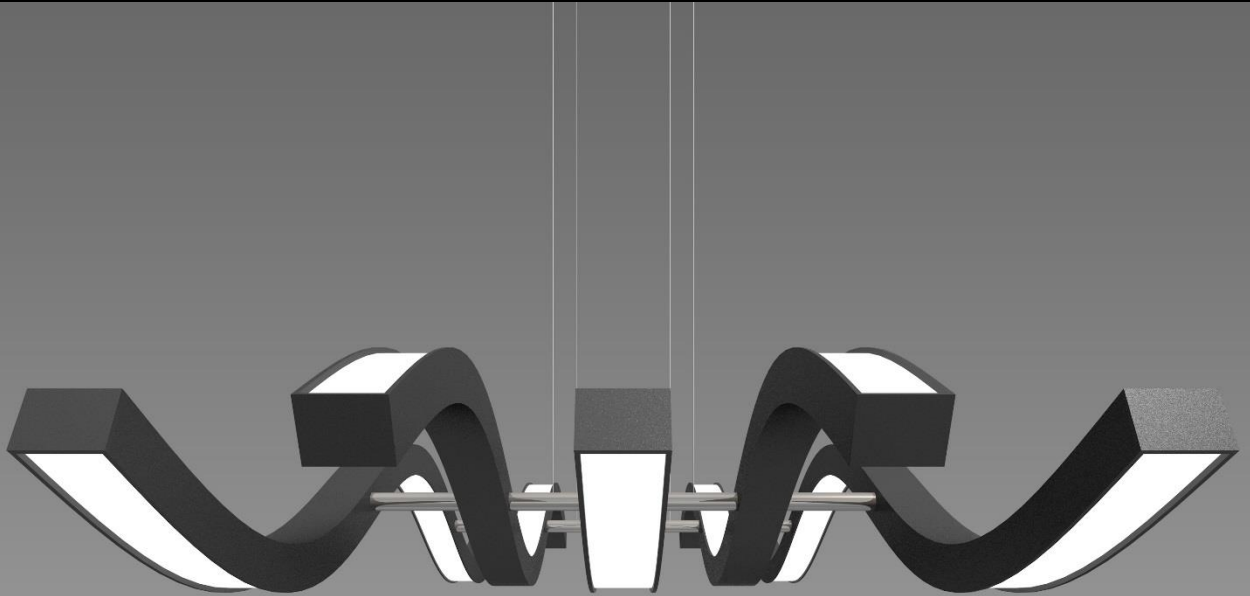
Spectral Pendant chandelier systems

Sinus

Beautifully made in Germany.

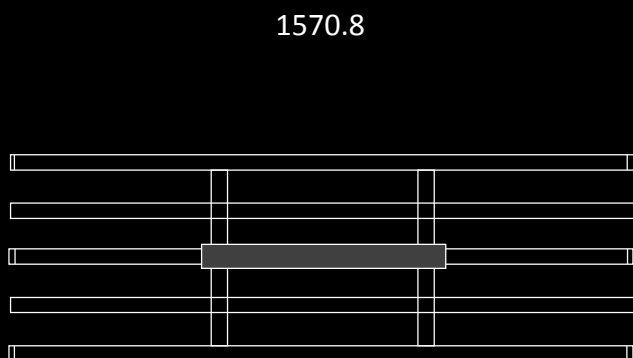
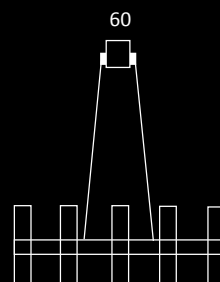
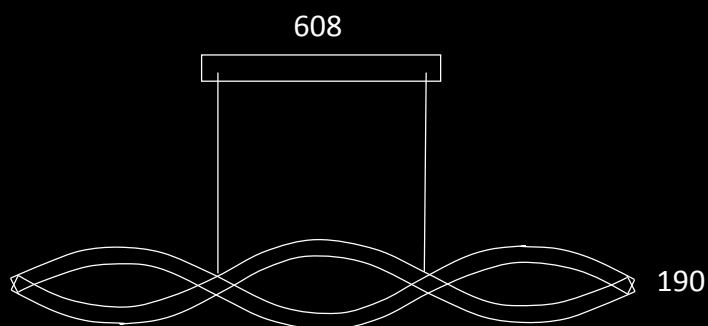
LED

The extruded aluminium body acts as a thermal control to the LED's keeping the temperature constant and the output to an optimum. Multiple permutations available and custom colours upon request. RGB, Mono, Dali dimmable. We can realise your project.



Spectral Pendant systems

Dimensions:



SINUS Product Specification data : Mono White

Power:	9.6watts per metre
Cri:	85+
Lumens:	800Lm per metre
Lumens per watt	81
IP rating:	IP20
Diffuser :	Opal PMMA
Body :	Aluminium extrusion
Finish :	Any RAL
Control :	Dali Dimmable version available
Power supply :	24 volt mounted in rose

Spectral Pendant systems

